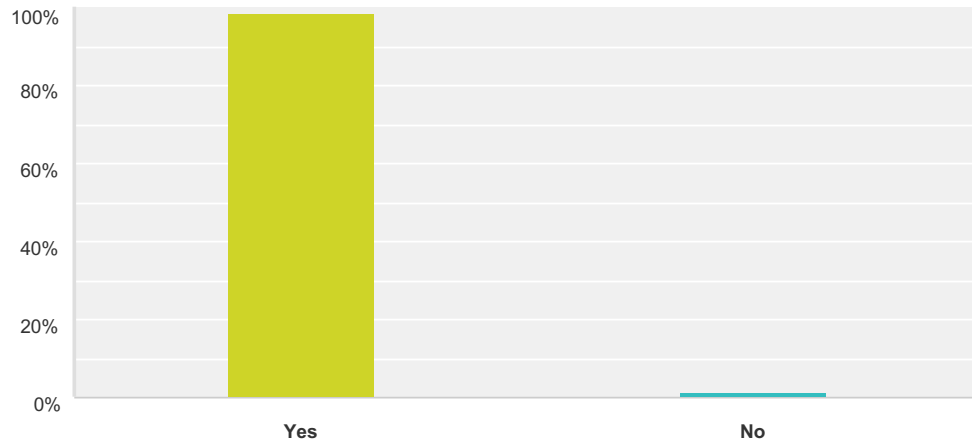


### Q1 I am a Peacham resident.

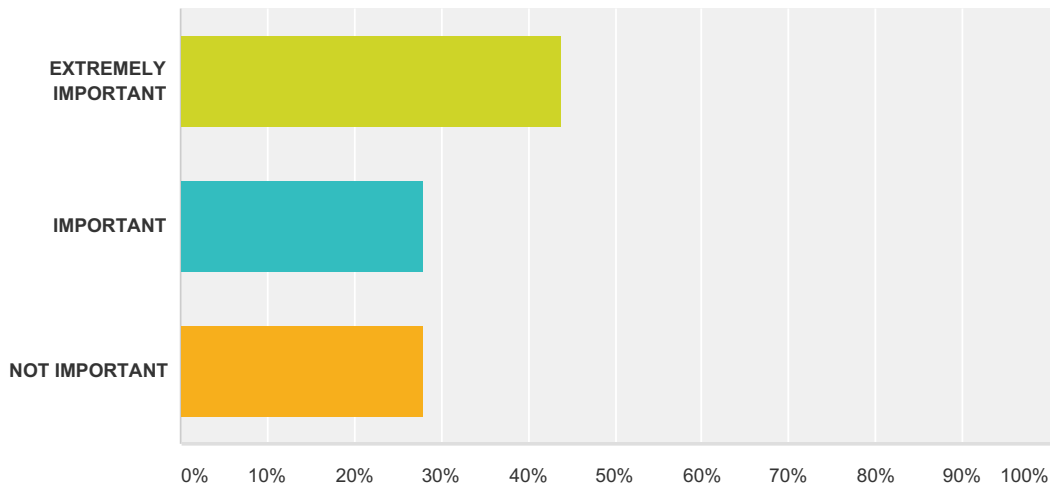
Answered: 134 Skipped: 0



Answer Choices	Responses	
Yes	98.51%	132
No	1.49%	2
<b>Total</b>		<b>134</b>

**Q2 SCHOOL CHOICE**Historically Peacham Students have been offered school choice for grades 7 and 8. Act 46 allows Peacham to voluntarily relinquish school choice while section 4 of the law also protects Peacham's rights to retain school choice for these grades. One of the options Peacham is studying is a K-8 merger which would require Peacham to voluntarily give up full school choice. Limited choice would be available within the newly merged K-8 district between Walden, Waterford and Barnet for grades 7 and 8.How important is it to you that Peacham retains the right to offer school choice in grades 7 and 8?

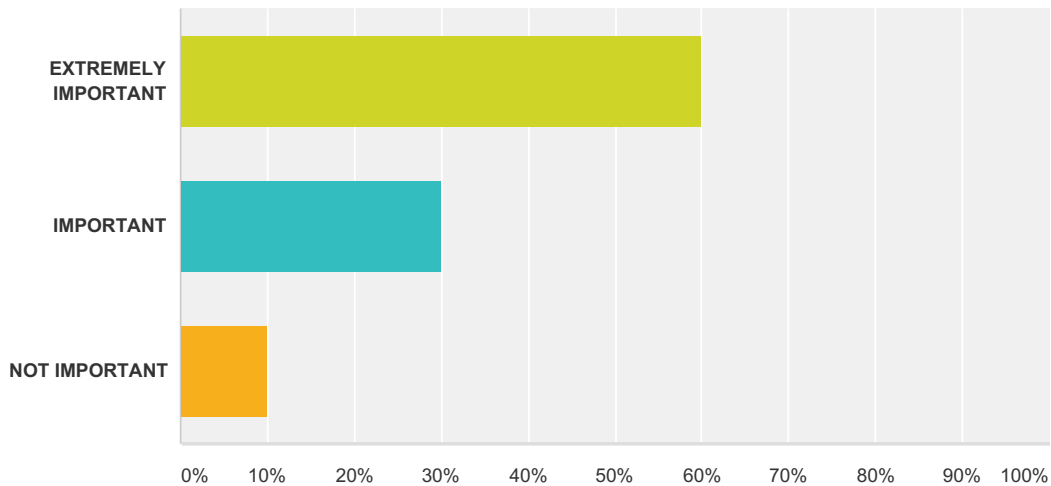
Answered: 132 Skipped: 2



Answer Choices	Responses
EXTREMELY IMPORTANT	43.94% 58
IMPORTANT	28.03% 37
NOT IMPORTANT	28.03% 37
<b>Total</b>	<b>132</b>

**Q3 COMMUNITY VOICE IN DECISION MAKING** Each option being considered impacts community voice in decision making. Some options require the dissolution of the Peacham school board and the formation of a regional multi-town school board. Due to the composition of a multi-town board that will require proportional representation, Peacham as a smaller community, would have a minority voice. We are interested to hear your opinion on this issue. In forming the new district how important is it for you that Peacham retains a significant voice in decision making?

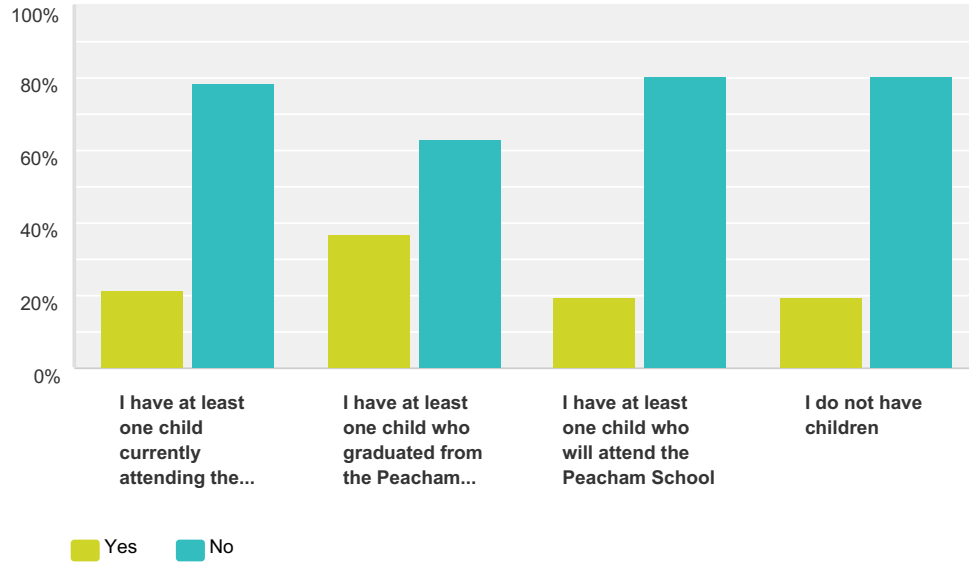
Answered: 130 Skipped: 4



Answer Choices	Responses	Count
EXTREMELY IMPORTANT	60.00%	78
IMPORTANT	30.00%	39
NOT IMPORTANT	10.00%	13
<b>Total</b>		<b>130</b>

**Q4 Please answer the following demographic question by checking yes or no:**

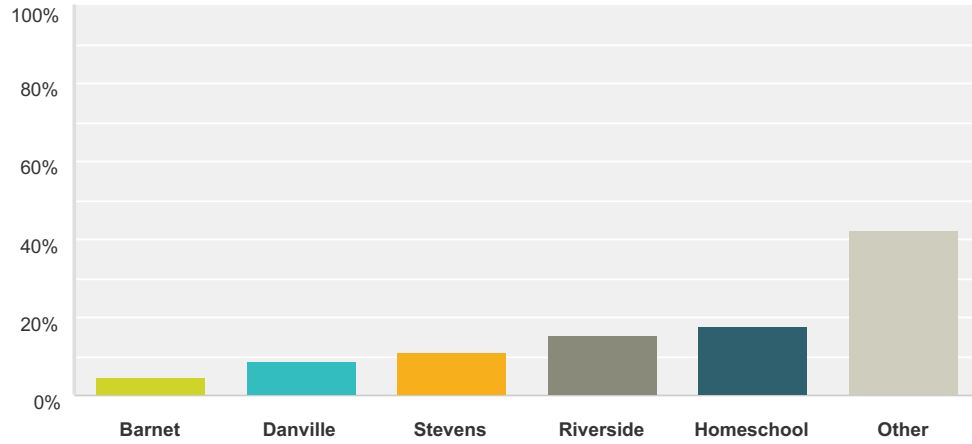
Answered: 131 Skipped: 3



	Yes	No	Total	Weighted Average
I have at least one child currently attending the Peacham School	21.31% 26	78.69% 96	122	1.79
I have at least one child who graduated from the Peacham School	37.10% 46	62.90% 78	124	1.63
I have at least one child who will attend the Peacham School	19.49% 23	80.51% 95	118	1.81
I do not have children	19.59% 19	80.41% 78	97	1.80

### Q5 If your child/ren attend or attended another elementary school, which school did they attend?

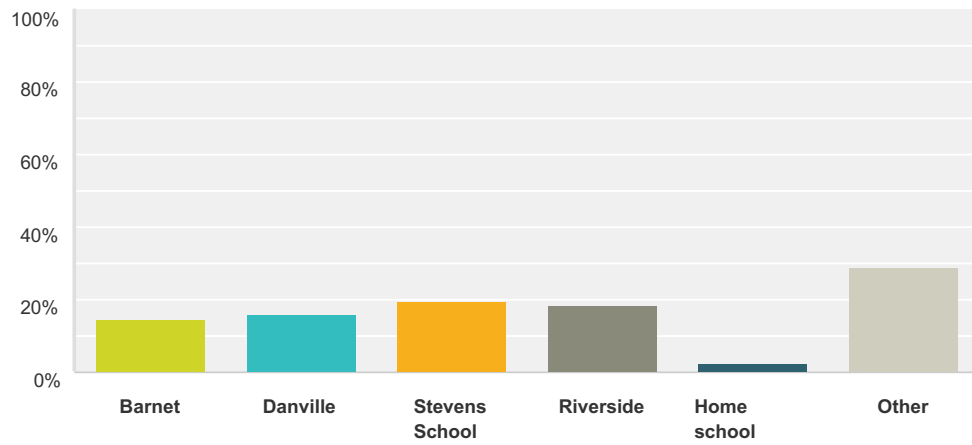
Answered: 45 Skipped: 89



Answer Choices	Responses
Barnet	4.44% 2
Danville	8.89% 4
Stevens	11.11% 5
Riverside	15.56% 7
Homeschool	17.78% 8
Other	42.22% 19
<b>Total</b>	<b>45</b>

### Q6 Which school did your child/ren attend or attended for grades 7 & 8

Answered: 76 Skipped: 58



Answer Choices	Responses	
Barnet	14.47%	11
Danville	15.79%	12
Stevens School	19.74%	15
Riverside	18.42%	14
Home school	2.63%	2
Other	28.95%	22
<b>Total</b>		<b>76</b>

**Q7 OTHER: Any additional comments you wish to provide:**

Answered: 52 Skipped: 82